

TUFNUT[®]

SECURITY HARDWARE



Tough, Low-Cost Theft Protection

for Computers, Printers, A-V Equipment,
Monitors, Stereos, Lab Supplies

*Rigid Mounts Keep Monitors and VCR's
Safe & Secure - Pg 2 >*



*< Cable Security Systems
Give Flexible Computer Theft Protection - Pg 3*

Create Your Own Systems or Expand Ours - Pg 4

Laptop & Microslot Cables - Pg 5 >



*Simple Nut/Bolt and Security Screw Systems
Internal Component Systems - Pg 6*

^ Coiled Remote Control & Bulk Cable Systems - Pg 7



YOUR SATISFACTION GUARANTEED



Affordable Theft Protection

Tufnut systems provide tough, low-cost security.

You'll find a variety of standard systems, which represent the most popular selections used by our regular customers.

You can customize these systems for unusual setups, or create your own system from a complete range of adhesives, steel plates, cables, and locking devices.

We give great phone advice, and can help you put together whatever you need. Just give us a call at: **1 (800) 227-0949**



Roland "Skip" Zinn
#1 Tufnut

Our original and least costly systems use the **Tufnut security nut** as the securing device. These nuts are now used in the solid mount angled plate systems seen on the next page.

The **Tufnut** approach got us into making the **strongest, least expensive devices available**. Although padlocks have become our most popular securing device, you can still create all our original systems using the individual components. You'll find them on Page 4.

Our price sheet categories are organized to accompany these brochure pages, although the components for each system are listed with the systems. You'll also find pricing alongside each of our products on our website.

This brochure shows our basic product categories.
For further variations and updates, please see

www.tufnut.com

Discounts:

5% off for orders over \$250;
10% off for orders over \$500.
Larger quantities quoted separately

Shipping:

\$7 for orders totaling \$100 or less;
or 7% of orders over \$100

Our Guarantee:

You must be completely satisfied with every product you order from us. If for any reason you are not, we will promptly issue a refund, or make an exchange, whichever you prefer.

Ordering:

All Purchase Orders Accepted
Order by phone, fax, mail, or email
Visa and Mastercard
Terms: N/30


Delivery:

Immediate shipment by UPS ground
Overnight, 2-day, and 3-day available

Solid Mount Angled Adhesive Plates


The **AAP system** secures a self-adhesive steel plate to the side of any equipment having one flat side perpendicular to the work surface. It's best to use the largest plate that will fit on your machine. Two plates can be used for added stability or security.

Once the plates are adhered to the equipment, the Tufnut security hardware secures the plate to the table, preventing theft while protecting the equipment from falling off the cart. The **lip on all plates measures 1" wide** - Pricing is for 1 plate & security hardware. Peel-off tape adhesion is 85 lbs./sq. inch.



Part #	Size	Used to secure . . .
AAPN7	7" h x 1.5" w	Monitors with indented bases
AAP4	4" h x 6.0" w	Monitors & equipment with flat sides over 4" high
AAP3	3" h x 4" w	Low-profile VCR's and equipment with height of 3"
AAP2.5	2.5" h x 2" w	Equipment needing an anchor on second side
AAP1.5	1.5" h x 6" w	Lowest-profile equipment

All AAP plates come with security Tufnut and bolt.



GSA

The **Superglue AAP's** will work in smaller areas than the original AAP systems. Each steel plate is 1.5 inches wide, and is designed to flex slightly to conform to curved or flexible surfaces. **Each system includes 1 G2 superglue & hardware.**

SYSTEM DESCRIPTION

Two 7" high plates secure each side of high profile monitors. (12 drops/plate)

Two 3" high plates secure low-profile VCR's and equipment. (8 drops/plate)

SYSTEM

GTA2

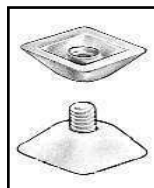
GSA2



GTA

Each G2 superglue has 60 drops of glue, which develops 4,000 lbs/sq.in holding power.

Here's how the Tufnut Works . . .



Tufnut security nuts are fastened with regular tools, and are also reuseable. First, thread a **Tufnut** onto the security bolt until the base is against the work surface. Then, thread a second **Tufnut** onto the bolt, upside-down so the bases are aligned. **Insert an open-end wrench between the two nuts** and turn to fasten. Finally, remove the second **Tufnut**, leaving your property safe and secure.

Desktop and A-V Cable Systems

SUPERGLUE SYSTEM lets you thread a strong 1/4"OD cable through two or more security plates before padlocking the cable end around a table leg or to one of our Lock Anchors.



GN2SLC3 SYSTEM

It comes with 2 GN security plates for your machines, a 3-foot security cable, our L4 resettable combination lock, and 1 G2 superglue. **Part # GN2SLC3**

You can add GN or GW security plates to secure more components on one cable. Just order them as separate items.

GN plates measure .75" x 2" and will fit most equipment.

GN

GW plates measure 1.5" x 2" and have holes to allow use of security screws.

GW

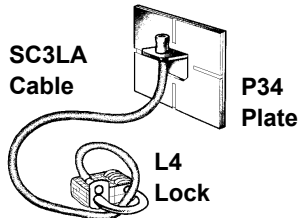


You can substitute any of the locks for the combo lock. If you use keyed-alike locks, we keep track of the key code so you can reorder the same keyed locks in the future.

You are welcome to order glue, plates, cables, and locks separately to lower your cost. The G2 Superglue will attach up to 10 GN plates, or 6 GW - Adhesion exceeds 4,000 lbs/sq.inch.

SELF-ADHESIVE SYSTEM uses the same straightlock cable, but comes with 1 large self-adhesive steel plate. You can add the P34, NP6, and NP3 plates to secure 2 or 3 components on one cable.

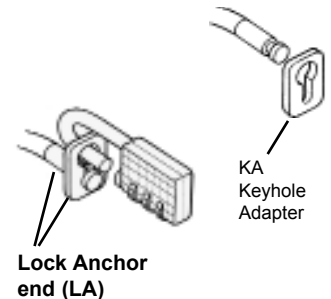
Straightlock Cable End



SLC3 SYSTEM

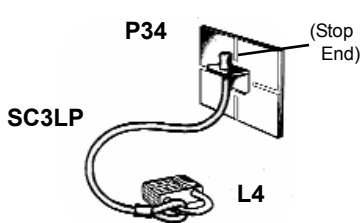
#SLC3 (Comes with P34+SC3LA+L4)

Use these plates to expand the SLC3 system.		
	P34	3" x 4" Self-Adhesive Plate
	NP6	1.5" x 6" Self-Adhesive Plate
	NP3	1.5" x 3" Self-Adhesive Plate



Lock Anchor end (LA)

KA Keyhole Adapter



LC3 SYSTEM

LOOPED CABLE PLATES add a loop to the cable ends, which can then be locked to your furniture or daisy-chained together to secure nearby components. To expand these systems use the looped plates from the tables below. **Locks and Lock Anchors** on the next page can be added if needed.

< **LOCKING CABLE ANCHOR** has a P34 plate on a 3-foot standard cable with loop, plus an L4 combo lock.

LC3 (Parts P34+SC3LP+L4)



LC3

ITEM	#	DESCRIPTION
	C2P34	P34 on 2 ft cable w/loop
	C2NP6	NP6 on 2 ft cable w/ loop
	C2NP3	NP3 on 2ft cable w/ loop

Use these plates with loops to expand the LC3 system.		
	LP34	P34 Plate with loop
	LNP6	NP6 Plate with loop
	LNP3	NP3 Plate with loop

Cable Length Can Be Changed On ALL Systems



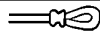
Just change the length number which follows the "C" in all part numbers. To order a 5-foot cable on the LC3 system above, you would use the part number LC5. Cost is adjusted by the cost per foot.

Create Your Own Systems

You can specify the size and length of your cable, with whatever attachments are needed to secure your equipment. To order what you want, use the format of the examples in the middle of this page. Additional items like locks or anchors can be ordered individually.

You can add items from the tables on these two pages to many of our systems to solve most security problems. You can also assemble any of the components to create your own system

If you'd like some help, call us at 1 800-227-0949.

CABLES	PART#	(comes with 1 Stop End)	SUGGESTED USE
ALL	SC	3/16" Standard Steel Cable	Most security systems (use with all anchors)
PVC	MC	1/8" Medium Steel Cable	Some peripherals and notebook cables
COATED	XC	1/16" Light Steel Cable	Low security-remote controls, calculators
CABLE ENDS	PART#	DESCRIPTION	SUGGESTED USE
	LA	Lock Anchor (3/16" & 1/8" cable)	Lock straight cable end, or loop cable back to itself
	KA	Keyhole Adapter	Replacement end for LA Lock Anchor
	LP	Loop on cable end	Attach cable to other cables or anchors
SUPERGLUE		DESCRIPTION	SUGGESTED USE
	G2	Tufnut Superglue - 2 grams	Plates & systems with "G" prefixes (GW, GSA, GR, etc)
	GT2	Thick Superglue - 2 grams	Remote controls, gluing steel anchors to curved surfaces








How to specify custom plates, cables and ends . . .

To create your own part numbers...Use this format >

Desired cable & plate:		Plate or End	Cable +Length	End =	Part #
5-foot standard cable with lock anchor end	(stop end)		SC 5	LA	SC5LA
P34 plate on 6-foot medium cable with loop end		P34	MC 6	LP	P34MC6LP
4-foot light cable with 2 loop ends	(loop end)	LP	XC 4	LP	LPXC4LP
GN plate on light 3-foot cable with loop		GN	XC 3	LP	GNXC3LP

All cables come with one stop end, unless you specify another end.

Locks and Anchors . . .

ITEM	PART #	DESCRIPTION	SUGGESTED USE
	K3A	Laminated Steel w 3/16" shackle	Lowest cost lock/ Keyed-alike / Use K3D for keyed-different
	P3KA	Lam. steel w 3/16" shackle (KA)	Our original locks with same key codes / Keyed-alike
	L4	Resettable 1/4" shackle combo lock	When numbers are easier to use than keys
	K5A	Lam. Steel w 9/32" shackle	Lowest cost large lock / Keyed-alike
	P5KA	Lam. lock w/ 5/16" thk shackle (KA)	Adding keyed alike locks to previous multiple installations
ITEM		CABLE ANCHORS	Connect Cables to Furniture
	SB	Saddle Bolt Assembly - 1.5"x 1.5"	Clamps bare cable end to desk using Tufnut & security bolt
	AL	Adhesive Padlock Base - 3" x 4"	Provides lock point without drilling desk
	PB	Padlock Bolt Assembly - 1"x 1"	Bolts lock point using Tufnut & 2.5" security bolt
	PS	Padlock Screw Assembly - 1"x 1"	Screws lock point to desk using 1/4"x 3/4" security screw
	TSP34	Self- Adhesive Plate Anchor - 3" x 4"	Secures cable ends without drilling (see web page anchors)

Laptop & Microslot Security

Our cables provide quick protection for any equipment having micro security slots.
 Secures Notebook & Desktop Computers, Monitors, Projectors

These systems are HALF the cost of most laptop cables!



CLIPLOCK SYSTEM - Loop end cable with combo Lock

Includes a 6-foot 1/8" MC6 cable with loops on each end, plus an L4 resettable combination lock. You can substitute any of our other cables and locks to create the system you need.
#LPMC6CL (was C6LS)



CLIPLOCK SYSTEM - Straightlock cable with keyed-alike lock

Clip Lock inserts into any security slot. 6 foot standard cable threads through it, then attaches to tab on CPU using K3A keyed-alike padlock. End can be lassoed around table leg or attached to an anchor point. Standard 3/16" cable is 6-feet long with a Lock Anchor end to add Cliplocks or our other security plates to the cable.
#LASC6CL (was C6ML)



SUPERGLUE SECURITY CABLE - with security plate and combo lock


Secures computers that have no security microslot by using 1 of our GN security plates as an anchor point for our L4 combination lock. The 6-ft x 1/8" security cable is lassoed around furniture then locked to the security plate.
Comes with one G2 glue, which will adhere 10 GN plates.

(with G2 glue) **#LPMC6GN (was LTG)**
 (without G2 glue) **#LPMC6GN-G2**



CLIP LOCK- locking fixture for micro security slots

Just open the clip like scissors, insert the tabs into the security slot, then close the clip. A cable or padlock then goes through the clip holes to prevent clip opening. Can be used with all of our straightlock cable systems. Hole is 3/8"; Body length is 1 "
CL



CABLE ANCHOR PLATE - anchors laptop cables

Provides a permanent anchoring point when it's not possible to loop the cable end to your furniture. Self-adhesive 3" x 4" steel plate comes with 2 one-way security screws.
#CAP



LOW-COST LAPTOP AND NOTEBOOK CABLES - fit security microslots

Easy to use, one-piece 6-ft security cables. Options include

Keyed-Alike Locks (with 2 keys) **#LTA**
 Keyed-Different Locks (with 2 keys) **#LTD**
 Combination Locks (resettable) **#LTC**



Discounts: 5% off for orders totaling more than \$250; 10% if more than \$500

Systems can be customized to fit your application

See our web page for newest products and special offers. www.tufnut.com

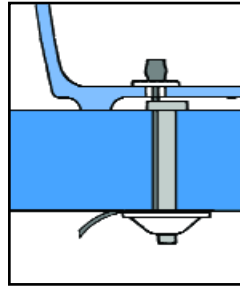
Simple Systems



Keyboard Mouse Lock

Your keyboard and mouse cable fit in the bottom of our cable adapter. When our regular security cable passes through the 2 large holes, there's no way the mouse and keyboard cables can be removed. .375" holes fit cable snugly to assure protection.

Part# **KML**



Wire Tie System slides a thin 1-foot cable through a 1/8" hole in the base of your equipment and clamps it to the worktable using a security bolt and the Tufnut. Once installed, the machine covers the cable preventing it from being cut. Used on typewriters, overhead projectors and equipment having enough access so you can pass the cable through the base.

Part# **WT1**



Nut/Bolt Assembly uses an adhesive coated bolt and the **Tufnuts** to secure a machine to its work surface. Machine requires enough space inside to allow a 3/8-inch hole to be drilled through the base and into the work table.

Part # **NBA31**
NBA31X = uncoated

System is available with uncoated bolts. Add an "X" to the part number.



Tufnut Security Nuts are available for securing office equipment, signs, and property.

Our AAP systems use 1/4" Tufnuts

Part # **TN25 1/4 Tufnut**
TN31 5/16 Tufnut

Order at least 1 extra nut for fastening.

Other sizes by request



BTS

You can protect internal components by replacing your machine cover screws with **Button Torx Screws**. These screws have a special five-sided hole with a pin in the center. The driver can only be obtained from us by the original purchaser, who must be associated with a recognized organization.

The Button Torx System has 100 screws and 1 Hex Key installation bit -----# BTS

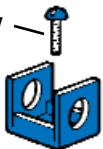
(Size is 6-32 x 1/2")

BT Screws Only	# BTSC
Hex Key Bit	# HK10
Magnetic Bit Driver	# MBD
1/4" Magnetic Bit for driver	# MB

Larger quantities quoted separately

* Torx is a registered trademark of Camcar Div. of Textron, Inc.

Your case screw



RLA

Another way to secure internal components while protecting the whole machine

is to add 1 or 2 of these adapters to the back of your computer, using your existing case screws. Once a security cable passes through the adapters, access to the screws is denied, and the cable end is secured to your desk with a padlock.

Caselock Adapters # **RLA**

Caselock System comes with 2 adapters, a 3-foot SC3LA cable, and a K3A lock.

Caselock System # **RLS**



Coiled Cable System keeps mobile carts where they belong. One end lassos to the cart leg; the other is locked to a permanent fixture, or to one of our anchors. Cable is 3/16" thick x 10 feet long, and uses L4 combo lock.

Coiled Cable System # **CC10S**



These and other special items can be found on our web page www.tufnut.com

Concrete Anchor attaches steel anchor point to concrete block	# CA
Drywall Anchor creates steel wall anchor point for cable or lock	# DA
Stud Plate self-adheres to create steel cable anchor without drilling	# TSP34

REMOTE CONTROL SECURITY CABLES



CC10RALP
coiled cable
with GT2 glue



GRXC4LP
straight cable
on remote control

Coiled security cables are 1/16" thick by 5, 10, or 20 feet long, with one small glue tab end (1/2" x 1/2") that adheres to a remote control with GT2 superglue. The other end can be a loop end, a security (or regular) screw end, or another glue tab end.

CC5RALP 5 FT w loop
CC5RAS 5 FT w security screw
CC5RAT 5 FT w glue tab

CC10RALP 10FT w loop
CC10RAS 10FT w security screw
CC10RAT 10FT w glue tab

Straight wire cables have one tab end and the following end choices:

GRXC4LP 4 FT w loop
GRXC4S 4 FT w screw
GRXC4T 4 FT w tab
GRXC4L 4 FT w unfinished loop
you can attach to furniture.

2-ft, 4-ft, and 20-ft lengths are
available on our website

All cables require GT2 superglue.
One GT2 adheres 26 tab ends

BULK CABLE SYSTEM CUTS SECURITY COST IN HALF !



LCMCS

You can make your own cables. They're secured to your equipment and furniture by crimping an end or loop onto the cable - you don't need padlocks! To remove equipment you just cut the cable end, then form a new loop to re-secure the machine.

We supply you everything you need to make cables of varying lengths, including security plates to attach 50 items. You can then reorder only what you need for new projects.

You not only save money by buying cable in bulk, but you also pay for the cutter with your first order, since you don't need to buy the locks. On future orders, you'll save even more, since you'll already have the cutter/crimper tool. Uses our Medium Security Cable.

Components can
be purchased
separately or
as a package.

CT1
MC250
MCSL100
GN50
G250
LCMCS

Cable Tool
Cable 250 ft - yields 50 5-foot cables
Cable sleeves - makes 100 loop ends
Superglue Security Plates for 50 items
Superglue for 50 GN plates
Total System including all above components

We're ready to help you !

If you have questions, your answers are only a phone call away. We can tell you which system works best for your equipment, and can also help you handle special mounting problems.

Mail to:

The Tufnut Works
P.O. Box 39
Tesuque, NM 87574

Call us toll-free at 1 (800) 227-0949
(505) 424-1954 in NM
FAX (505) 424-1956

email: tufnut@tufnut.com
<http://www.tufnut.com>

Street Address:

The Tufnut Works
2910 San Isidro Ct.
Santa Fe, NM 87507

FEIN 85-0256005

The Tufnut Works also manufactures theft-resistant nuts and bolts for securing signs and property. Give us a call if you would like more information on our security fasteners.